

Ok Folks here we go:

First of all the micro filter housing needs to be removed, sorry no pics of that but you can find a DIY on the forums....

Two before shots of the engine bay





First thing, remove the SMG salmon relay or disconnect the battery if your car is an SMG. This will prevent the SMG pump priming if you open the door. This can cause SMG fluid to spill out of the pump and then you'll need to do bleeding all over again.





Remove your after market or OEM intake first. Sorry i didn't get more pics as it was hot and I wanted to get as much done as I can today





Remove the two nuts on the manifold bracket





Then Unplug the hoses below the OEM intake manifold












Unclip the battery battery cable bracket



Unclip the clamps on the throttle body boots as well. Then OEM intake manifold can come out easily.







Install small bracket under the OEM CSL Intake and install the battery cable bracket for the CSL on to the intake as well











OEM CSL intake installed same way the OEM manifold was removed. Just requires a little pushing and nudging. That newer BMC air filter was a tight tight fit so im sure no debris is getting past that filter.







New Position of OEM dip stick after bending it. I decided to keep the OEM dipstick on the recommendation of my tech and members on here for ease of use.





Plug in the OEM CSL SMG fluid reservoir. this picture shows the bracket of the smg tank on an OEM CSL that happen to be in the garage at the time



CSL SMG tank positioned on my car





OEM CSL Ducting, this is gona be a tough to get installed but we'll do it. Gona remove the bumper in the morning






The install is far from done and was much tougher than we anticipated. It wasn't tough but we had to adjust some things and move things around a bit to accommodate it.

Intake installed















All ducting installed























We had to remove the driver side fan shroud as it cannot be installed along with the Intake snorkel and flap housing

